



# NUMBERS ALONE CANNOT TELL THE STORIES: NAPIESV ASIANS AND PACIFIC ISLANDERS (API) SEXUAL ASSAULT (SA) INFOSHEET 2025

This is dedicated to all survivors/victims/experiencers of sexual violence. We give special thanks to all of NAPIESV's 2024-2025 Survey Respondents. Thank you to our Collaborators and mabuhay! to all of the Contributors for the time, efforts, and support given to successfully create NAPIESV's 1st experimental quantitative study. Thank you to NAPIESV Research and Evaluation Team, NAPIESV Resource Center on Sexual Violence and NAPIESV Advisory Committee.

## The Unfortunate Why

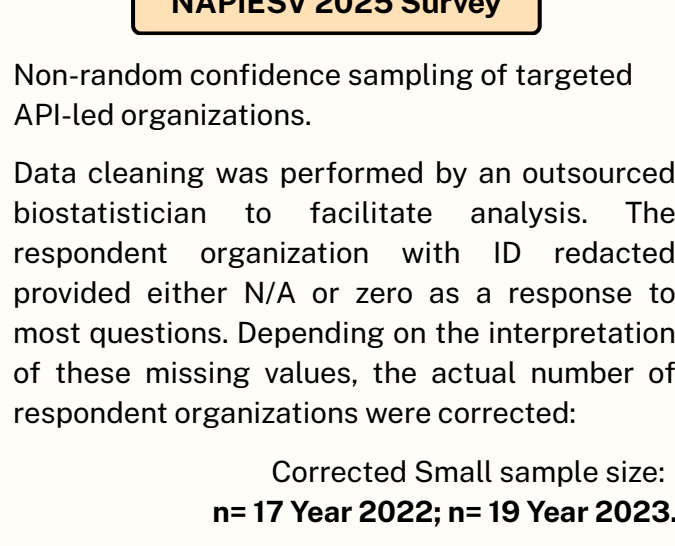
During the pandemic, Gender based violence was found to have significantly increased across domestic and international communities.

Specifically, Intimate Partner Sexual Violence (IPSV) increased due to: the loss of traditional safety networks, resources, and services during the COVID-19 pandemic (Coalition to End Violence Against Women and Girls, 2022)

API women surveyed reported experiencing sexual violence victimization (not including rape) in their lifetime (Black et. al 2011).

The underrepresentation of sexual violence within and against API communities in research persists even with these reported numbers. There are many factors contributing to invisibilization of API SA survivors as we closely examine:

- Which API are affected?
- What services do they seek?
- How can we improve data collection + advocacy for API SA survivors?



Non-random confidence sampling of targeted API-led organizations.

Data cleaning was performed by an outsourced biostatistician to facilitate analysis. The respondent organization with ID redacted provided either N/A or zero as a response to most questions. Depending on the interpretation of these missing values, the actual number of respondent organizations were corrected:

Corrected Small sample size: n= 17 Year 2022; n= 19 Year 2023.

## Experimental Quantitative Study

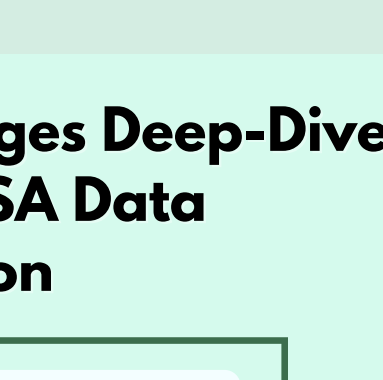
The survey for each year consisted of 34 questions addressing reported disclosures of:

- Sexual Assault (SA) \*Sexual Assault (SA) and Sexual Violence (SV) are used interchangeably.
- Intimate Partner Sexual Violence (IPSV)
- Child Sexual Abuse (CSSA)
- Perpetrators
- How organizations can improve the collection of SA data among API communities.

27 organizations responded (of which 17 are API-led orgs) and provided data on reported API Sexual Assault survivors/victims from January 1, 2022, to December 31, 2023.

Locations of the organizations are spread throughout the U.S. and its territories, with 6 in the East, 7 in the Midwest, 2 in the South, 7 in the West, and 5 in U.S. territories.

## Limitations of an Experimental Study



### LACK OF STANDARDIZED DATA COLLECTION METHODS

This report's collection of estimates of API sexual violence prevalence are likely underestimates due to the subject's sensitive nature. Nevertheless, data collected signifies progress, guiding future programming and API SA data collection improvements.

- Data is **NOT generalizable** nor comparable for each annual data set.
- Mixed quantitative & qualitative.
- Concerns of staff capacity and funding.


## Challenges Deep-Dive re: API SA Data Collection

“The Asian population often does NOT disclose this information.”



### Stigmatization

- Confidentiality & privacy concerns
- Cultural stigmas around SV.



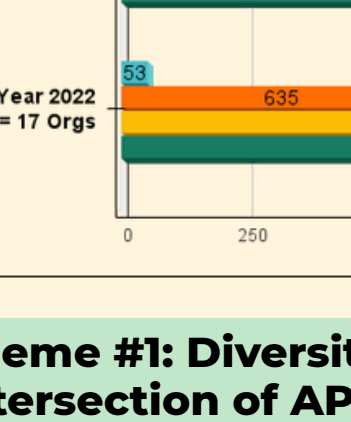
### Mistrust

- Trust takes time, especially when disclosing.



### Varying Definitions

- IPSV, CSA, & SA is a broad range of unwanted actions.
- Linguistic limitations: dialects without language to describe instances of SV.



## Key Findings Considerations

### What #s Tell Us or Not

Identification of factors that impact access to services such as: age, sexuality, disability, immigration & socio-economic status.

Significant barriers to access include geographic location such as state of residence or urban vs. rural regions.

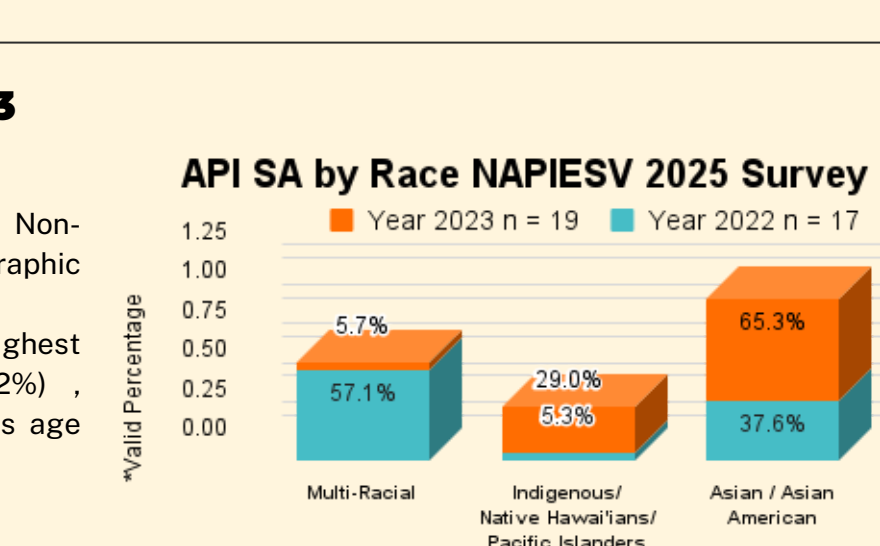
## Theme #1: Diversity & Intersection of API Survivor Identity

### CSA

2022  
64% of reported survivors/victims were abused from ages 13-18 years.

2023  
The majority of those who reported CSA experiences it from 0-12 (64.7%)

### API CSA Survivor/Victim Gender Identity NAPIESV Survey



“One of the challenges of collecting the data is our community's perspective on Sexual Abuse.”

## Gender and Age 2022 - 2023

### IPSV:

- Survivors/Victims are largely Female, Non-Binary as the 2nd highest victim demographic in 2022 (1.7%) and Male in 2023 (3%).
- Ages 25-35 years have the highest occurrence (2022; 48.5%, 2023; 42%) , however, sexual violence occurs across age groups from 13-60+ years old.

### SA:

- LGBTQ+ makeup 20.6% of survivors/victims in 2022.
- In 2022, Ages 18-24 have the highest reported rate (50.1%).
- In 2023, the highest reported age groups 25-35 (33.2%).

### API SA by Race NAPIESV 2025 Survey



## API SA Top 5 Ethnicities (%) Reported

Victimization rates reported by survey respondents includes Afghan, Chamorro, Chinese, Indian, Nepali, Filipino communities as well as the category of "Other" and Multi-Racial.

### API SA Survivors/Victims Ethnicities (%Top 5 of 55)



### API SA Perpetrator/Victim Relationship NAPIESV 2025 Survey



“...Sometimes even if asked, information about the perpetrator is hard to gain - they do not like sharing anything about the perpetrator, let alone ethnicity, etc. It could be the idea of visualizing and genuinely fearing these individuals...”

## Theme #2 : Intra-Community Sexual Violence

The complexity of sexual violence sparks questions of what approaches to take when harm-doers have also been sexual abuse victims; what justice would look like in such cases; and how healing and wellness can be tied to justice. Because a majority of harm-doers have been males, NAPIESV has been exploring avenues of engaging with males in transformational ways. -NAPIESV.org

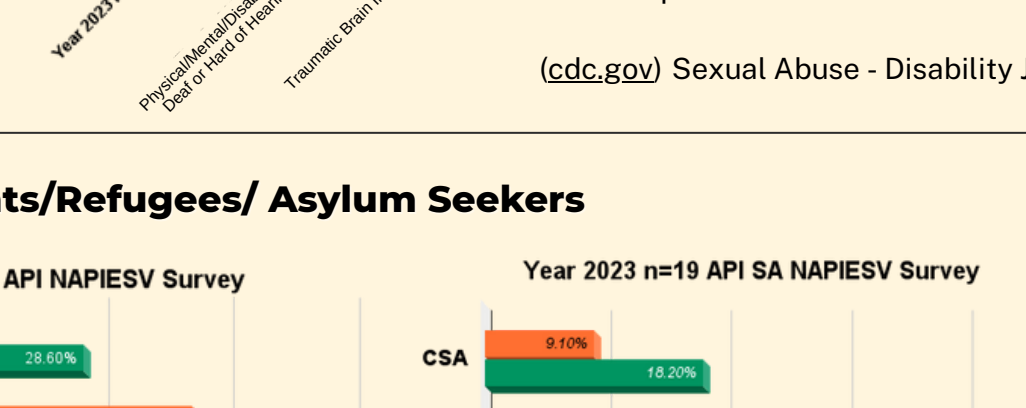


### On Perpetrator Identity:

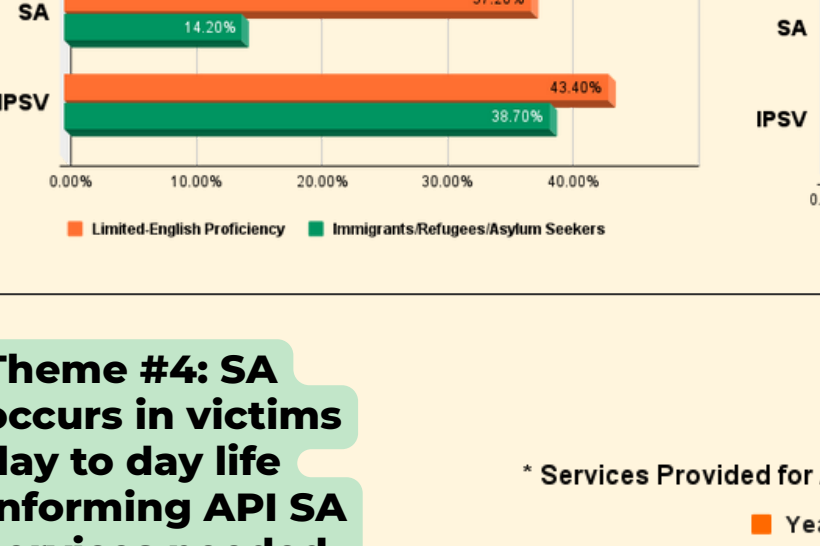
Perpetrators of intimate partner sexual violence, child sexual abuse, and sexual assault are **typically known to the victim**, including relatives, friends, spouses, intimate partners, and neighbors.

## Theme #3: Diverse Accessibility Needs

### Human Trafficking & SA NAPIESV Survey (Domestic & International)



### Disability Needs NAPIESV 2025 Survey



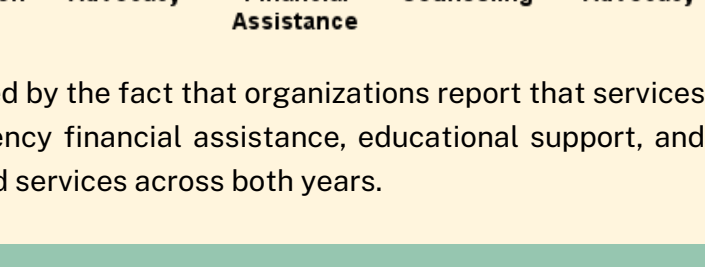
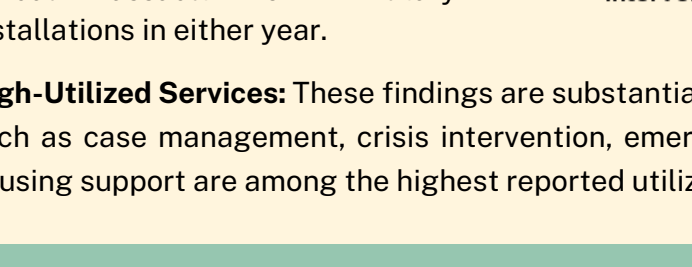
## Sexual Violence and Intimate Partner Violence Among People with Disabilities

Disability affects more than 1 in 4 women and 1 in 5 men in the United States and has been associated with a greater risk of experiencing violence.

Research shows that women and men with a disability are at increased risk for experiencing sexual violence and intimate partner violence.

(cdc.gov) Sexual Abuse - Disability Justice

## LEP & Immigrants/Refugees/ Asylum Seekers



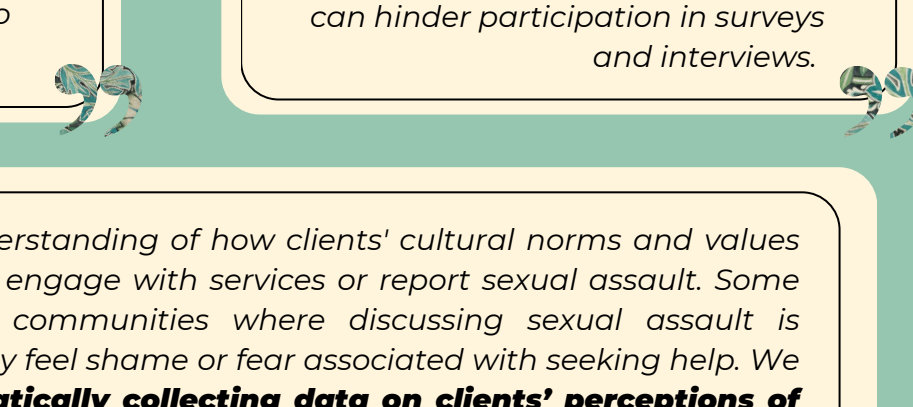
## Theme #4: SA occurs in victims day to day life informing API SA services needed

Homes were the most frequently reported location for sexual assault, accounting for 87.7% and 59.6% of incidents, respectively, for both 2022 and 2023.

Schools/Campuses were the second-highest reported location in 2022. There were no reports of sexual assault on military installations in either year.

High-Utilized Services: These findings are substantiated by the fact that organizations report that services such as case management, crisis intervention, emergency financial assistance, educational support, and housing support are among the highest reported utilized services across both years.

### \* Services Provided for API SA Survivors/Victims NAPIESV 2025 Survey



## Frontline Voices that Serve API SA Survivors/Victims

Survivors may be hesitant to provide personal information due to privacy fears, which can lead to incomplete data.

Mistrust in organizations, especially among marginalized communities, can hinder participation in surveys and interviews.

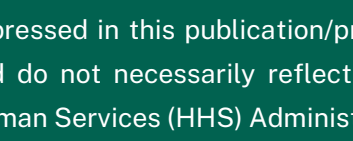
A missing piece is an understanding of how clients' cultural norms and values influence their decision to engage with services or report sexual assault. Some clients may come from communities where discussing sexual assault is stigmatized, and they may feel shame or fear associated with seeking help. We are currently not systematically collecting data on clients' perceptions of their cultural norms related to sexual violence, which could help us anticipate challenges in communication or engagement.

The presence or absence of certain statistics has been difficult to navigate, as that is what it seems like proposal narratives want... The intersection of these two identities is who we do our SA work with, and finding research and survey data that reflects this has been challenging.

## Conclusion

More API SA research needs to be done to address the many "unknown". It is essential to remember that these numbers alone cannot fully convey varied API SA experiences.

- Advocate** for culturally specific research, services, and resources.
- Amplify** collaboration among advocates, organizations, and researchers.
- Conduct** a 10-year longitudinal study on API sexual violence.
- Envision** a future free of sexual violence in API communities.
- Sharpen** methodology to close data gaps and highlight survivor voices.



Contact Us info@napiessv.org